


# University of Iowa College of Pharmacy PharmD Program




## Analysis of Educator Performance

Subject: Jennifer Ku  
Time Period: 07/01/2018 to 04/07/2019  
Time Period Type: Request Date  
Report Date: 04/07/2019


[Condensed View](#) [To Educator Comments](#) [To Time Series](#) [Freq Dist](#) [Pie](#) [Bar](#) [Horizontal Bar](#) [All](#) [Help](#)

1. This preceptor is interested in teaching this rotation.			
Average Score	Minimum   Maximum	Applicable Answers	Scale
6.00	6   6	4	1 to 6
Answer Value	Answer Choices	Answer Count	Percent of All Answers
0	N/A	0	0.00%
1	Disagree Strongly	0	0.00%
2	Disagree Moderately	0	0.00%
3	Disagree Slightly	0	0.00%
4	Agree Slightly	0	0.00%
5	Agree Moderately	0	0.00%
6	Agree Strongly	4	 100.00%

[Time Series](#) [Pie](#) [Freq Dist](#) [Bar](#) [Horizontal Bar](#) [All](#)

2. This instructor seems concerned with whether I learn course content.			
Average Score	Minimum   Maximum	Applicable Answers	Scale
5.55	4   6	38	1 to 6
Answer Value	Answer Choices	Answer Count	Percent of All Answers
0	Unable to Assess	0	0.00%
1	Disagree Strongly	0	0.00%
2	Disagree Moderately	0	0.00%
3	Disagree Slightly	0	0.00%
4	Agree Slightly	2	 5.26%
5	Agree Moderately	13	 34.21%
6	Agree Strongly	23	 60.53%

[Time Series](#) [Pie](#) [Freq Dist](#) [Bar](#) [Horizontal Bar](#) [All](#)

3. This preceptor related to me as an individual.			
Average Score	Minimum   Maximum	Applicable Answers	Scale
6.00	6   6	4	1 to 6
Answer Value	Answer Choices	Answer Count	Percent of All Answers
0	N/A	0	0.00%
1	Disagree Strongly	0	0.00%
2	Disagree Moderately	0	0.00%
3	Disagree Slightly	0	0.00%
4	Agree Slightly	0	0.00%
5	Agree Moderately	0	0.00%
6	Agree Strongly	4	 100.00%

[Time Series](#) [Pie](#) [Freq Dist](#) [Bar](#) [Horizontal Bar](#) [All](#)

4. This instructor creates an atmosphere where ideas and questions are freely exchanged.			
Average Score	Minimum   Maximum	Applicable Answers	Scale
5.53	4   6	38	1 to 6

Answer Value	Answer Choices	Answer Count	Percent of All Answers
0	Unable to Assess	0	0.00%
1	Disagree Strongly	0	0.00%
2	Disagree Moderately	0	0.00%
3	Disagree Slightly	0	0.00%
4	Agree Slightly	2	5.26%
5	Agree Moderately	14	36.84%
6	Agree Strongly	22	57.89%

[Time Series](#) [Pie](#) [Freq\\_Dist](#) [Bar](#) [Horizontal Bar](#) [All](#)

#### 5. This instructor clarifies important points with good examples.

Average Score	Minimum   Maximum	Applicable Answers	Scale
5.50	4   6	38	1 to 6

Answer Value	Answer Choices	Answer Count	Percent of All Answers
0	Unable to Assess	0	0.00%
1	Disagree Strongly	0	0.00%
2	Disagree Moderately	0	0.00%
3	Disagree Slightly	0	0.00%
4	Agree Slightly	3	7.89%
5	Agree Moderately	13	34.21%
6	Agree Strongly	22	57.89%

[Time Series](#) [Pie](#) [Freq\\_Dist](#) [Bar](#) [Horizontal Bar](#) [All](#)

#### 6. This preceptor encouraged students to actively participate in discussions and problem-solving exercises.

Average Score	Minimum   Maximum	Applicable Answers	Scale
6.00	6   6	4	1 to 6

Answer Value	Answer Choices	Answer Count	Percent of All Answers
0	N/A	0	0.00%
1	Disagree Strongly	0	0.00%
2	Disagree Moderately	0	0.00%
3	Disagree Slightly	0	0.00%
4	Agree Slightly	0	0.00%
5	Agree Moderately	0	0.00%
6	Agree Strongly	4	100.00%

[Time Series](#) [Pie](#) [Freq\\_Dist](#) [Bar](#) [Horizontal Bar](#) [All](#)

#### 7. Students were encouraged to use resource materials.

Average Score	Minimum   Maximum	Applicable Answers	Scale
6.00	6   6	4	1 to 6

Answer Value	Answer Choices	Answer Count	Percent of All Answers
0	N/A	0	0.00%
1	Disagree Strongly	0	0.00%
2	Disagree Moderately	0	0.00%
3	Disagree Slightly	0	0.00%
4	Agree Slightly	0	0.00%
5	Agree Moderately	0	0.00%
6	Agree Strongly	4	100.00%

[Time Series](#) [Pie](#) [Freq\\_Dist](#) [Bar](#) [Horizontal Bar](#) [All](#)

#### 8. This instructor relates the material to pharmacy practice.

Average Score	Minimum   Maximum	Applicable Answers	Scale
5.53	4   6	38	1 to 6

Answer Value	Answer Choices	Answer Count	Percent of All Answers
0	Unable to Assess	0	0.00%
1	Disagree Strongly	0	0.00%
2	Disagree Moderately	0	0.00%
3	Disagree Slightly	0	0.00%
4	Agree Slightly	2	5.26%
5	Agree Moderately	14	36.84%
6	Agree Strongly	22	57.89%

[Time Series](#) [Pie](#) [Freq\\_Dist](#) [Bar](#) [Horizontal Bar](#) [All](#)

9. This instructor summarizes material in a manner that helps me learn.

Average Score	Minimum   Maximum	Applicable Answers	Scale
5.53	4   6	38	1 to 6

Answer Value	Answer Choices	Answer Count	Percent of All Answers
0	Unable to Assess	0	0.00%
1	Disagree Strongly	0	0.00%
2	Disagree Moderately	0	0.00%
3	Disagree Slightly	0	0.00%
4	Agree Slightly	2	5.26%
5	Agree Moderately	14	36.84%
6	Agree Strongly	22	57.89%

[Time Series](#) [Pie](#) [Freq\\_Dist](#) [Bar](#) [Horizontal Bar](#) [All](#)

10. This preceptor described their approach to thinking about therapeutic problems.

Average Score	Minimum   Maximum	Applicable Answers	Scale
6.00	6   6	4	1 to 6

Answer Value	Answer Choices	Answer Count	Percent of All Answers
0	N/A	0	0.00%
1	Disagree Strongly	0	0.00%
2	Disagree Moderately	0	0.00%
3	Disagree Slightly	0	0.00%
4	Agree Slightly	0	0.00%
5	Agree Moderately	0	0.00%
6	Agree Strongly	4	100.00%

[Time Series](#) [Pie](#) [Freq\\_Dist](#) [Bar](#) [Horizontal Bar](#) [All](#)

11. This preceptor was readily available to answer questions and concerns.

Average Score	Minimum   Maximum	Applicable Answers	Scale
5.75	5   6	4	1 to 6

Answer Value	Answer Choices	Answer Count	Percent of All Answers
0	N/A	0	0.00%
1	Disagree Strongly	0	0.00%
2	Disagree Moderately	0	0.00%
3	Disagree Slightly	0	0.00%
4	Agree Slightly	0	0.00%
5	Agree Moderately	1	25.00%
6	Agree Strongly	3	75.00%

[Time Series](#) [Pie](#) [Freq\\_Dist](#) [Bar](#) [Horizontal Bar](#) [All](#)

12. Class preparation activities assigned by this instructor contribute to my learning.

Average Score	Minimum   Maximum	Applicable Answers	Scale
5.50	4   6	38	1 to 6

Answer Value	Answer Choices	Answer Count	Percent of All Answers
0	Unable to Assess	0	0.00%
1	Disagree Strongly	0	0.00%
2	Disagree Moderately	0	0.00%
3	Disagree Slightly	0	0.00%
4	Agree Slightly	4	10.53%
5	Agree Moderately	11	28.95%
6	Agree Strongly	23	60.53%

[Time Series](#) [Pie](#) [Freq Dist](#) [Bar](#) [Horizontal Bar](#) [All](#)

**13. Good direction and feedback were provided.**

Average Score	Minimum   Maximum	Applicable Answers	Scale
6.00	6   6	4	1 to 6

Answer Value	Answer Choices	Answer Count	Percent of All Answers
0	N/A	0	0.00%
1	Disagree Strongly	0	0.00%
2	Disagree Moderately	0	0.00%
3	Disagree Slightly	0	0.00%
4	Agree Slightly	0	0.00%
5	Agree Moderately	0	0.00%
6	Agree Strongly	4	100.00%

[Time Series](#) [Pie](#) [Freq Dist](#) [Bar](#) [Horizontal Bar](#) [All](#)

**14. In-class activities facilitated by this instructor contribute to my learning.**

Average Score	Minimum   Maximum	Applicable Answers	Scale
5.50	4   6	38	1 to 6

Answer Value	Answer Choices	Answer Count	Percent of All Answers
0	Unable to Assess	0	0.00%
1	Disagree Strongly	0	0.00%
2	Disagree Moderately	0	0.00%
3	Disagree Slightly	0	0.00%
4	Agree Slightly	3	7.89%
5	Agree Moderately	13	34.21%
6	Agree Strongly	22	57.89%

[Time Series](#) [Pie](#) [Freq Dist](#) [Bar](#) [Horizontal Bar](#) [All](#)

**15. This preceptor is knowledgeable in their response to questions or their approach to therapy.**

Average Score	Minimum   Maximum	Applicable Answers	Scale
6.00	6   6	4	1 to 6

Answer Value	Answer Choices	Answer Count	Percent of All Answers
0	N/A	0	0.00%
1	Disagree Strongly	0	0.00%
2	Disagree Moderately	0	0.00%
3	Disagree Slightly	0	0.00%
4	Agree Slightly	0	0.00%
5	Agree Moderately	0	0.00%
6	Agree Strongly	4	100.00%

[Time Series](#) [Pie](#) [Freq Dist](#) [Bar](#) [Horizontal Bar](#) [All](#)

**16. This instructor is effective in helping me learn the subject matter of this course.**

Average Score	Minimum   Maximum	Applicable Answers	Scale
5.53	4   6	38	1 to 6

Answer Value	Answer Choices	Answer Count	Percent of All Answers
0	Unable to Assess	0	0.00%
1	Disagree Strongly	0	0.00%
2	Disagree Moderately	0	0.00%
3	Disagree Slightly	0	0.00%
4	Agree Slightly	2	5.26%
5	Agree Moderately	14	36.84%
6	Agree Strongly	22	57.89%

[Time Series](#) [Pie](#) [Freq\\_Dist](#) [Bar](#) [Horizontal Bar](#) [All](#)

**17. This preceptor evaluated me at the mid-point and end of the rotation.**

Average Score	Minimum   Maximum	Applicable Answers	Scale
6.00	6   6	4	1 to 6

Answer Value	Answer Choices	Answer Count	Percent of All Answers
0	N/A	0	0.00%
1	Disagree Strongly	0	0.00%
2	Disagree Moderately	0	0.00%
3	Disagree Slightly	0	0.00%
4	Agree Slightly	0	0.00%
5	Agree Moderately	0	0.00%
6	Agree Strongly	4	100.00%

[Time Series](#) [Pie](#) [Freq\\_Dist](#) [Bar](#) [Horizontal Bar](#) [All](#)

**18. This preceptor evaluated me at the end of the rotation in a manner which was helpful to me.**

Average Score	Minimum   Maximum	Applicable Answers	Scale
6.00	6   6	4	1 to 6

Answer Value	Answer Choices	Answer Count	Percent of All Answers
0	N/A	0	0.00%
1	Disagree Strongly	0	0.00%
2	Disagree Moderately	0	0.00%
3	Disagree Slightly	0	0.00%
4	Agree Slightly	0	0.00%
5	Agree Moderately	0	0.00%
6	Agree Strongly	4	100.00%

[Time Series](#) [Pie](#) [Freq\\_Dist](#) [Bar](#) [Horizontal Bar](#) [All](#)

**19. This preceptor served as a role model for a pharmacist practicing in this practice setting.**



Average Score	Minimum   Maximum	Applicable Answers	Scale
6.00	6   6	4	1 to 6

Answer Value	Answer Choices	Answer Count	Percent of All Answers
0	N/A	0	0.00%
1	Disagree Strongly	0	0.00%
2	Disagree Moderately	0	0.00%
3	Disagree Slightly	0	0.00%
4	Agree Slightly	0	0.00%
5	Agree Moderately	0	0.00%
6	Agree Strongly	4	100.00%

[Time Series](#) [Pie](#) [Freq\\_Dist](#) [Bar](#) [Horizontal Bar](#) [All](#)

**20. The goals and objectives of the rotation were outlined and/or explained at the beginning of the rotation.**



Average Score	Minimum   Maximum	Applicable Answers	Scale
5.50	4   6	4	1 to 6

Answer Value	Answer Choices	Answer Count	Percent of All Answers
0	N/A	0	0.00%
1	Disagree Strongly	0	0.00%
2	Disagree Moderately	0	0.00%
3	Disagree Slightly	0	0.00%
4	Agree Slightly	1	 25.00%
5	Agree Moderately	0	0.00%
6	Agree Strongly	3	 75.00%

[Time Series](#) [Pie](#) [Freq Dist](#) [Bar](#) [Horizontal Bar](#) [All](#)




**21. Rotation activities were well organized and structured.**

Average Score	Minimum   Maximum	Applicable Answers	Scale
5.75	5   6	4	1 to 6

Answer Value	Answer Choices	Answer Count	Percent of All Answers
0	N/A	0	0.00%
1	Disagree Strongly	0	0.00%
2	Disagree Moderately	0	0.00%
3	Disagree Slightly	0	0.00%
4	Agree Slightly	0	0.00%
5	Agree Moderately	1	 25.00%
6	Agree Strongly	3	 75.00%

[Time Series](#) [Pie](#) [Freq Dist](#) [Bar](#) [Horizontal Bar](#) [All](#)


**22. The preceptor discussed patient care and/or practice related issues with me an average of:**

Answer Count	Answer Choices	Percent of All Answers
1	1 . > 4 hours per day	 25.00%
0	2 . > 3 to 4 hours per day	0.00%
0	3 . > 2 to 3 hours per day	0.00%
2	4 . > 1 to 2 hours per day	 50.00%
1	5 . 0.5 to 1 hour per day	 25.00%
0	6 . < 0.5 hour per day	0.00%

[Freq Dist](#) [Pie](#) [Bar](#) [Horizontal Bar](#) [All](#)

**23. Overall, how would you rate this preceptor?**

Average Score	Minimum   Maximum	Applicable Answers	Scale
4.00	4   4	4	1 to 4

Answer Value	Answer Choices	Answer Count	Percent of All Answers
0		0	0.00%
1	Poor	0	0.00%
2	Fair	0	0.00%
3	Good	0	0.00%
4	Excellent	4	 100.00%

[Time Series](#) [Pie](#) [Freq Dist](#) [Bar](#) [Horizontal Bar](#) [All](#)